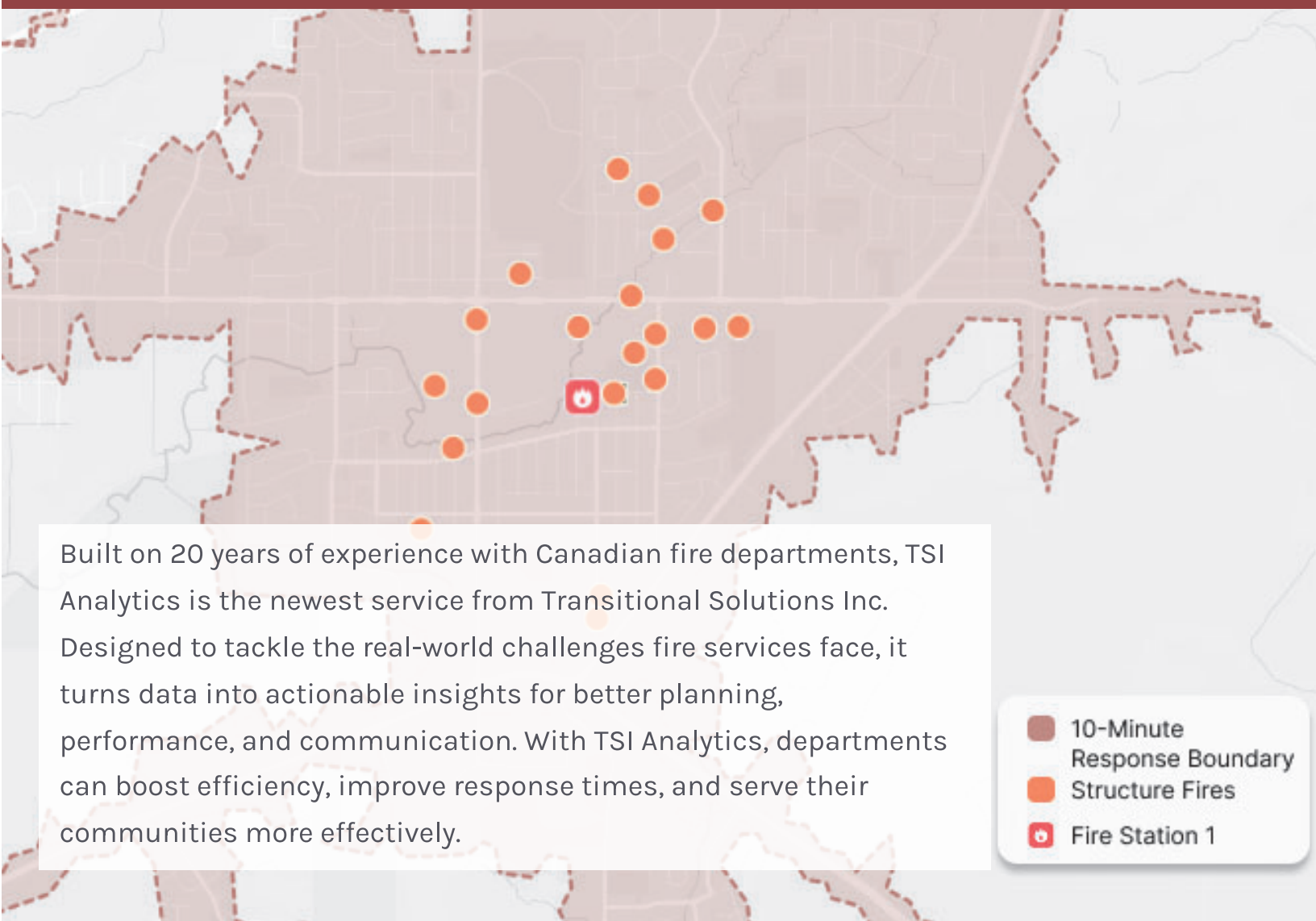


TSI Analytics




Services & Pricing Model

**Empowering Fire Departments with
Data-Informed Decision Making**

Introducing TSI Analytics - Powering Smarter Fire Services



Built on 20 years of experience with Canadian fire departments, TSI Analytics is the newest service from Transitional Solutions Inc. Designed to tackle the real-world challenges fire services face, it turns data into actionable insights for better planning, performance, and communication. With TSI Analytics, departments can boost efficiency, improve response times, and serve their communities more effectively.

 10-Minute
Response Boundary
 Structure Fires
 Fire Station 1

Product & Service Packages

Choose the Right Analytics Solution for Your Needs

Every fire department is unique. That's why TSI Analytics offers flexible and customizable solutions to meet your specific needs. While the packages below provide a strong foundation, we encourage you to contact us to discuss your individual requirements. We can tailor a package just for you to address your specific priorities.

Package 1: Starter

- **Visual Mapping Tool:** Our visual mapping tool provides fire chiefs with a clear and actionable view of their municipality, including:
- **Demand zones** referenced from Table 24 NFPA 1720 4.3.2 Municipal Demand Zones
- **Colour-coded calls for service** data plotted by incident type and location inside/outside the municipal boundary
- **Response Time Slider** to seamlessly visualize response time performance

Package 2: Deluxe

- Starter Package Inclusions
- **High-Intensity Residential Fire Boundary map:** Defensible 10 minute response time boundary based on station location, past performance and community geography.
- **Emergency Event Analysis: Call Handling, Chute/Turnout, Travel, and Response Times**
- **Key Performance Indicators (KPI) Development:** With Performance based on 1720 standards

Package 3: Custom

- TSI will provide a quote based on your specific needs which could include;
- **Presentation Support Services:** Presentation development with KPIs and mapping to assist with strategic objectives
- **Speaking Notes:** Detailed analytics and insights with actionable recommendations.
- **Messaging Guidance:** Assistance in framing data in a way that resonates with council and CAOs, emphasizing community impact, cost-effectiveness, and alignment with municipal priorities

solutions@tsi-inc.ca | www.transitionalsolutions.ca | 587-583-4308